

CHILDPROOFING CHECKLIST: KEEPING YOUR LITTLE ONE SAFE

Welcome to Parenting Genie Childproofing Checklist, your key to a safer home. It's designed for quick hazard identification and action. Together, we'll create a secure haven for your child.

1. General Home Safety Tips:


- Keep all emergency phone numbers (poison control, local hospital, pediatrician) readily accessible.
- Install smoke detectors and carbon monoxide detectors on every floor and test them regularly.
- Create a fire escape plan and practice it with your family.
- Secure heavy furniture and appliances to prevent tipping.
- Keep small objects, choking hazards, and toxic substances out of reach.



2. Kitchen Safety:

- Use stove knob covers to prevent accidental gas or electric burner activation.
- Install cabinet locks to keep children from accessing dangerous items.

Store sharp objects (knives, scissors) and cleaning products out of reach.




3. Bathroom Safety:

- Use toilet seat locks to prevent drowning hazards.
- Store medications and toiletries in a locked cabinet.
- Install anti-scald devices on faucets to prevent burns.
- Keep hairdryers and other electrical appliances out of reach of water.




4. Bedroom Safety:

- Install window guards or stops to prevent falls.
- Use cordless blinds or cord cleats to secure window blind cords.
- Anchor heavy furniture, like dressers and bookshelves, to the wall.



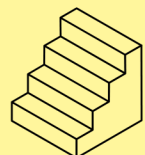
5. Living Room Safety:

- Cover electrical outlets with outlet plugs or safety covers.
- Use edge and corner guards on furniture to prevent injuries.
- Keep dangling cords from blinds or curtains out of reach.



6. Stairs and Railings

- Install safety gates at the top and bottom of stairs.
- Ensure railings are secure and spaced properly to prevent a child from slipping through.



7. Doors and Locks

- Install childproof locks or doorknob covers on doors leading to unsafe areas.
- Consider door alarms to alert you if a child opens an exterior door.



8. Electrical Safety:

- Cover unused electrical outlets with safety caps.
- Use safety locks on electrical panels to prevent tampering.



9. Fireplace and Heaters

- Use a fireplace screen or hearth gate to block access to the fireplace.
- Keep space heaters out of reach and use models with tip-over protection.



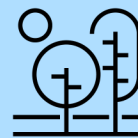
10. Garage Safety:

- Store hazardous materials, tools, and equipment in locked cabinets.
- Keep the garage door opener out of children's reach.



11. Yard and Outdoor Safety:

- Install fencing around the yard with a self-closing, self-latching gate.
- Use window well covers to prevent falls.
- Ensure play equipment is in good repair and meets safety standards.



12. Poison Prevention:

- Store all household cleaning products, chemicals, and medications in locked cabinets.
- Keep plants out of reach that may be toxic if ingested.
- Be aware of common household plants that can be toxic to children or pets.



13. Emergency Procedure

- Post emergency contact numbers and your home address near the phone.
- Educate family members on what to do in case of common emergencies.



14. Safety Equipment:

- Maintain a first-aid kit with child-specific items.
- Ensure you have a functioning fire extinguisher in the kitchen.



15. Regular Safety Checks:

- Schedule regular safety inspections of your home to identify potential hazards.



16. Child Safety Locks and Latches:

- Use safety locks and latches on cabinets and drawers containing harmful items.



17. Toxic Plants and Substances:

- List common household plants and substances that are toxic to children.



18. Pool and Water Safety:

- If you have a pool, include pool safety guidelines and secure the area with a fence and a self-closing, self-latching gate.



19. Emergency Evacuation Plan:

- Outline how to evacuate your home in the event of a fire or other emergencies.



20. Child Safety Guidelines:

- Provide general guidelines for supervising and interacting with children to prevent accidents.



Remember to periodically review and update the safety checklist as your child grows and new potential hazards arise. Additionally, involve family members and caregivers in following these safety measures to ensure a consistent safe environment for your child.

General Safety Guidelines

- **Secure Furniture:** Anchor heavy furniture, such as bookshelves and dressers, to the wall to prevent tipping.
- **Safety Gates:** Install safety gates at the top and bottom of stairs and in doorways to keep your child from accessing potentially dangerous areas.
- **Cabinet Locks and Latches:** Use locks or latches on cabinets and drawers within your child's reach to prevent access to cleaning products, medicines, and sharp objects.
- **Electrical Outlets:** Cover electrical outlets with childproof outlet covers to prevent children from inserting objects or fingers.
- **Cord Management:** Keep cords from blinds and curtains out of reach to prevent strangulation hazards.
- **Childproof Doors:** Install doorknob covers on doors leading to areas where your child should not go.

- **Window Safety:** Install window guards or stops to prevent falls from open windows.
- **Table Corner Guards:** Use corner guards on sharp table edges and furniture to prevent injuries.
- **Stair Railings:** Check that stair railings are secure and have balusters close enough together to prevent your child from slipping through.
- **Fireplace Safety:** Use a fireplace screen or gate to keep your child away from the fireplace.
- **Smoke and Carbon Monoxide Detectors:** Ensure smoke and carbon monoxide detectors are in working order and have fresh batteries.
- **Poison Control:** Store poisonous substances, including household cleaners and chemicals, out of reach and in locked cabinets.
- **Hot Water Temperature:** Adjust your water heater to a safe temperature to prevent scalding burns.
- **Small Object Choking Hazards:** Keep small objects, including toys with small parts, out of reach of young children.
- **Secure Rugs:** Ensure rugs and carpets are secure to prevent tripping.
- **Bathroom Safety:** Install toilet locks and keep bathroom doors closed to prevent access to water hazards.
- **Medicine and First Aid:** Keep medicine and first-aid supplies in a locked or high cabinet.
- **Supervision:** Always supervise your child, especially around water sources, such as bathtubs and pools.
- **Emergency Numbers:** Keep a list of emergency numbers, including poison control and your pediatrician, readily accessible.
- **Safety Education:** Teach your child about safety, including not touching hot surfaces, not running indoors, and not talking to strangers.

These general safety guidelines can serve as a comprehensive checklist to ensure that your home is childproofed effectively. Customize the checklist by adding specific details and action items to address each guideline.

Additional Notes